

EDC/SaveGas Property Commissioning Report

Report Creation: 7/2/2011 1:24:01 PM



Client: Loews

Property: Loews Coronado Bay Resort

PropID: 1236

Initial State: EDC control technology was installed in June 2007, there are 2 separate delivery systems each with it's own boiler and recirculation loop.

Steps Taken: The initial base week data was gathered and no hot water issues were uncovered. Shortly thereafter the control was placed into savings mode. For the most part the EDC savings profile applied directly to this property with little modification, and good savings ensued.

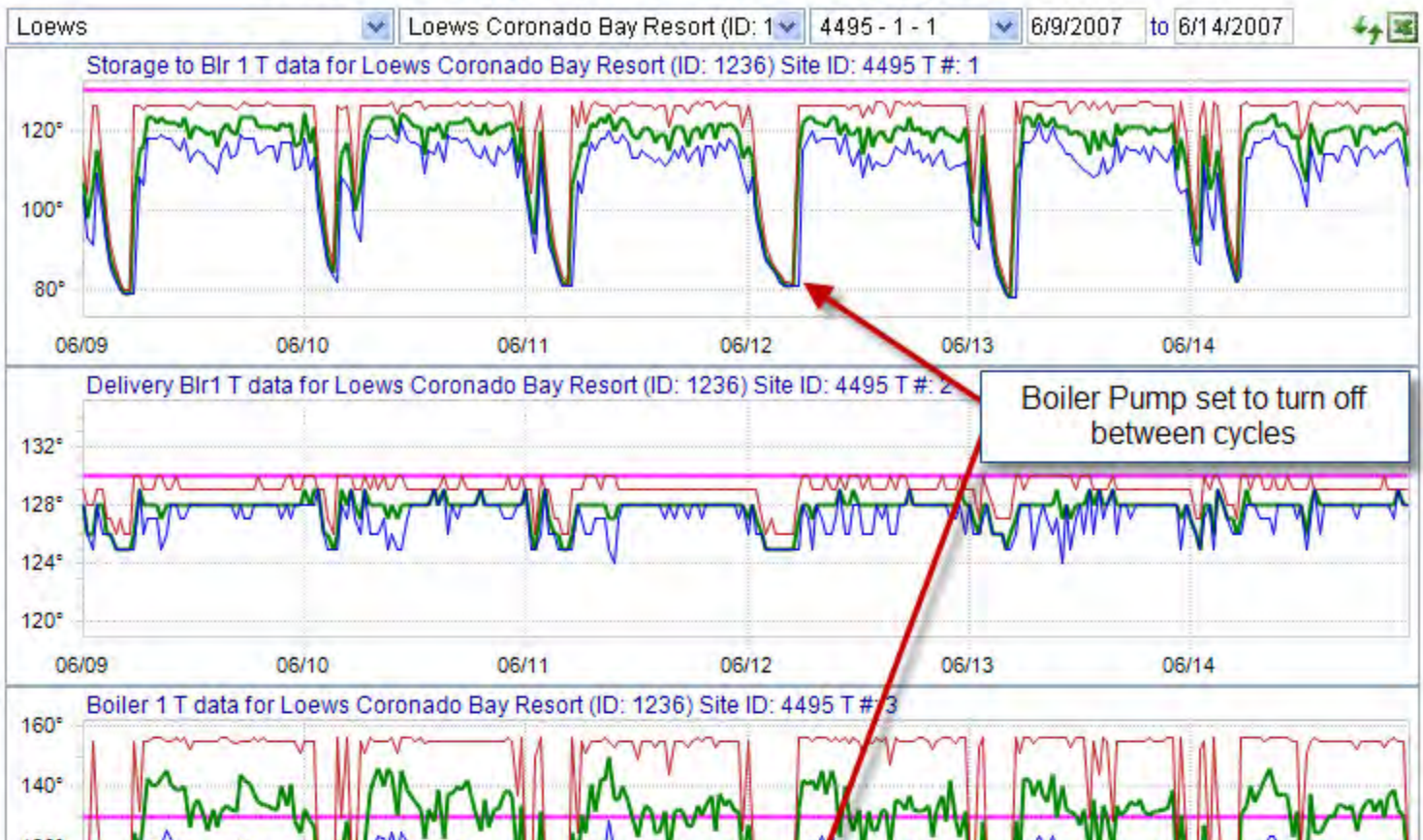
End Result: The property has been under constant EDC control and monitoring for 4 years. The current setting are a Peak delivery temperature of 126 degrees with an off peak setting of 118. When compared to the initial 2007 base week data, the property and technology is achieving 25.2% savings. Under the savings profile the new temperature set points are kept at an average of 123-124 degrees vs 128 degrees 24 hrs per day in 2007 prior to the install.

Summary: The control at Loews Coronado has been in place for over four years and is still providing excellent ongoing savings numbers. The most current analysis shows a savings of 25.2% as compared to the original base week collected in 2007. The property CE relies on the data for trouble shooting and system anomaly alerts.

% Saved: 25.20 %

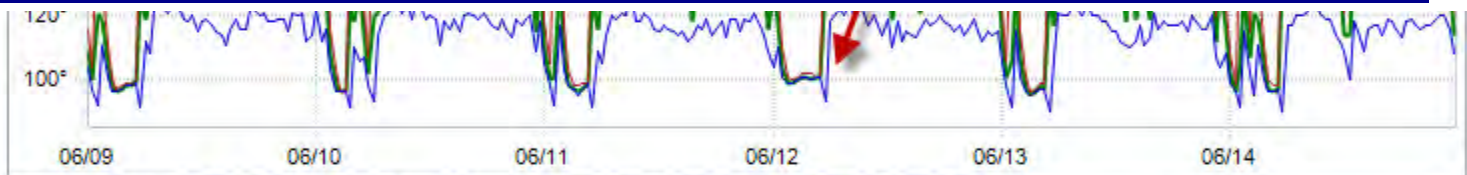
Illustrations of Process:

Coronado Bay resort - Standard Operation



EDC/SaveGas Property Commissioning Report

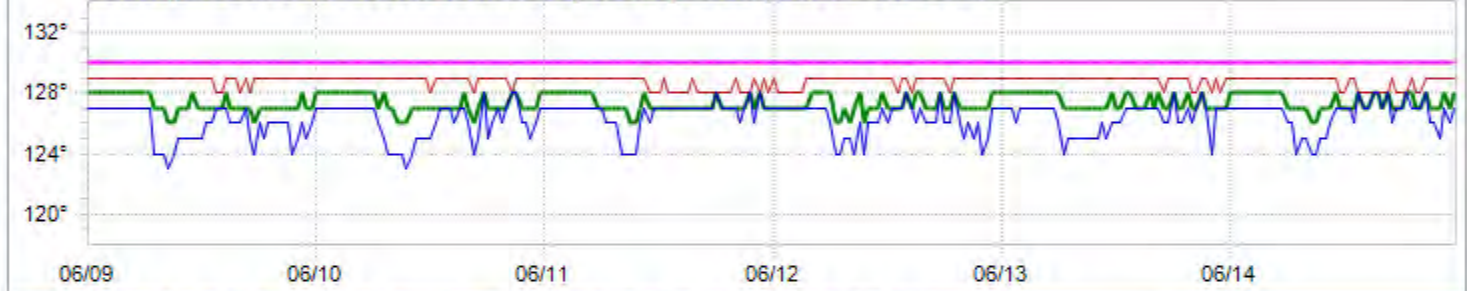
Report Creation: 7/2/2011 1:24:01 PM



Storage to Blr 2 T data for Loews Coronado Bay Resort (ID: 1236) Site ID: 4495 T #: 4



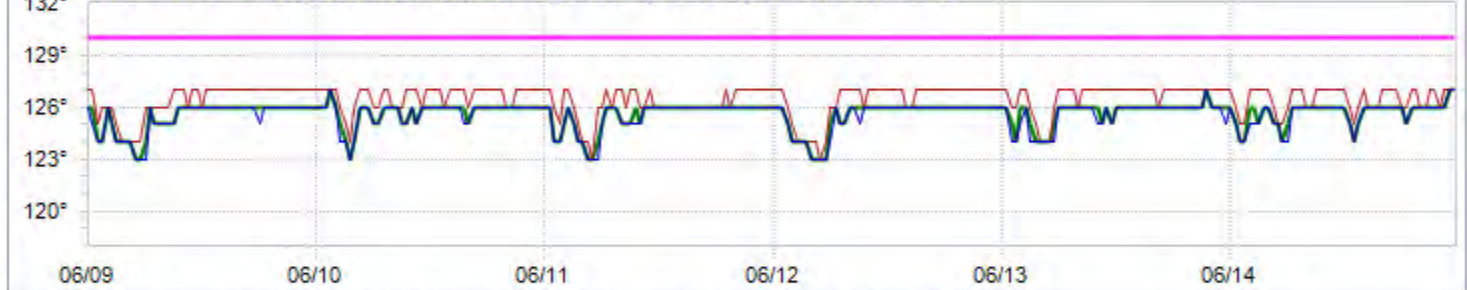
Delivery Blr2 T data for Loews Coronado Bay Resort (ID: 1236) Site ID: 4495 T #: 5



Boiler 2 T data for Loews Coronado Bay Resort (ID: 1236) Site ID: 4495 T #: 6



Return Left T data for Loews Coronado Bay Resort (ID: 1236) Site ID: 4495 T #: 7

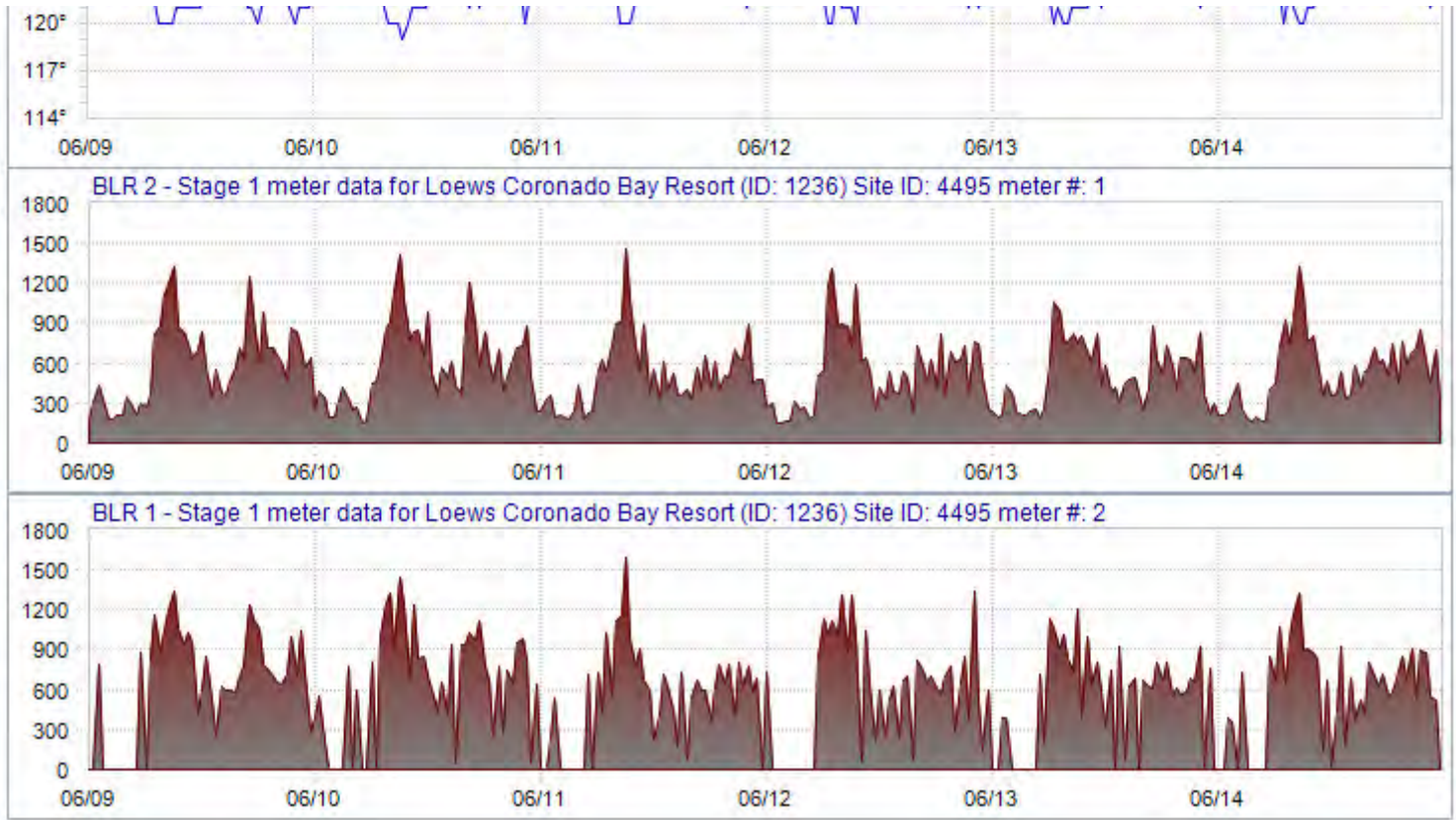


Return Right T data for Loews Coronado Bay Resort (ID: 1236) Site ID: 4495 T #: 8

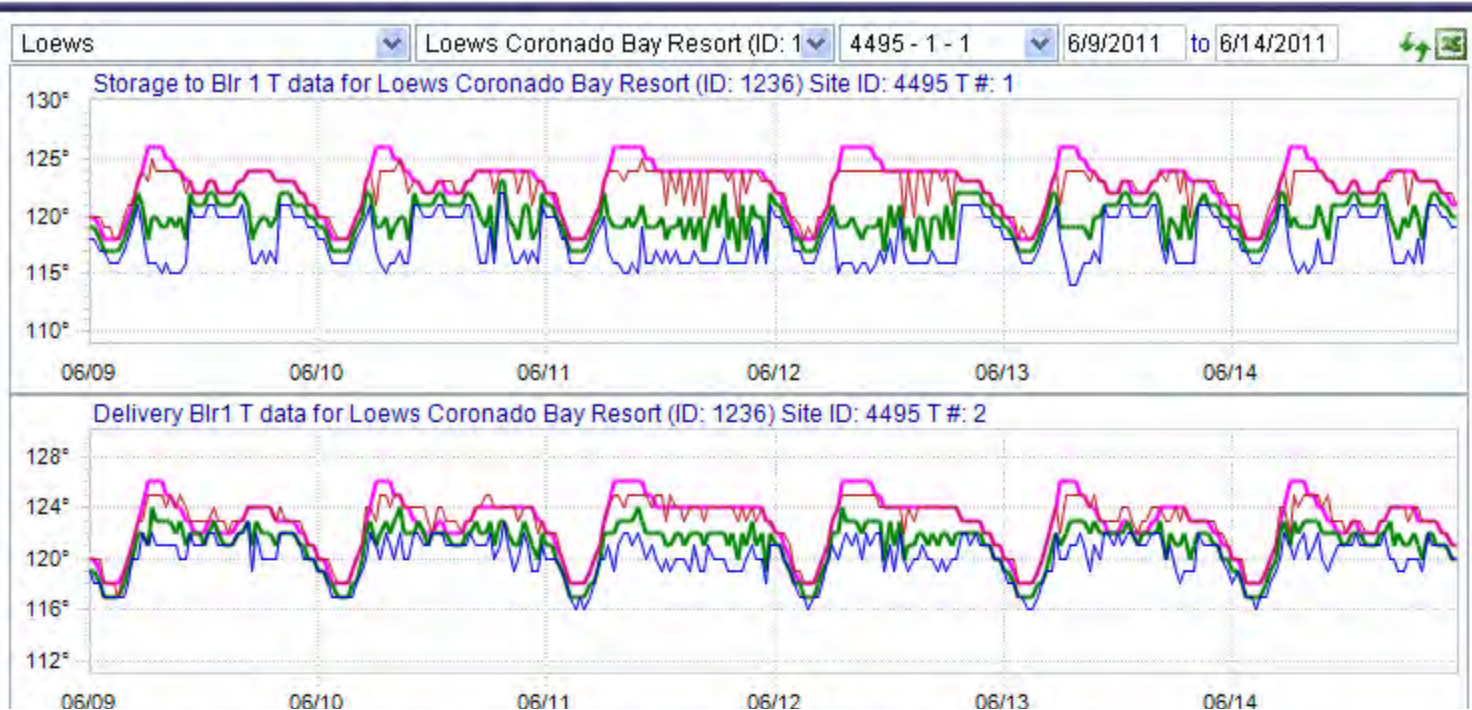


EDC/SaveGas Property Commissioning Report

Report Creation: 7/2/2011 1:24:01 PM

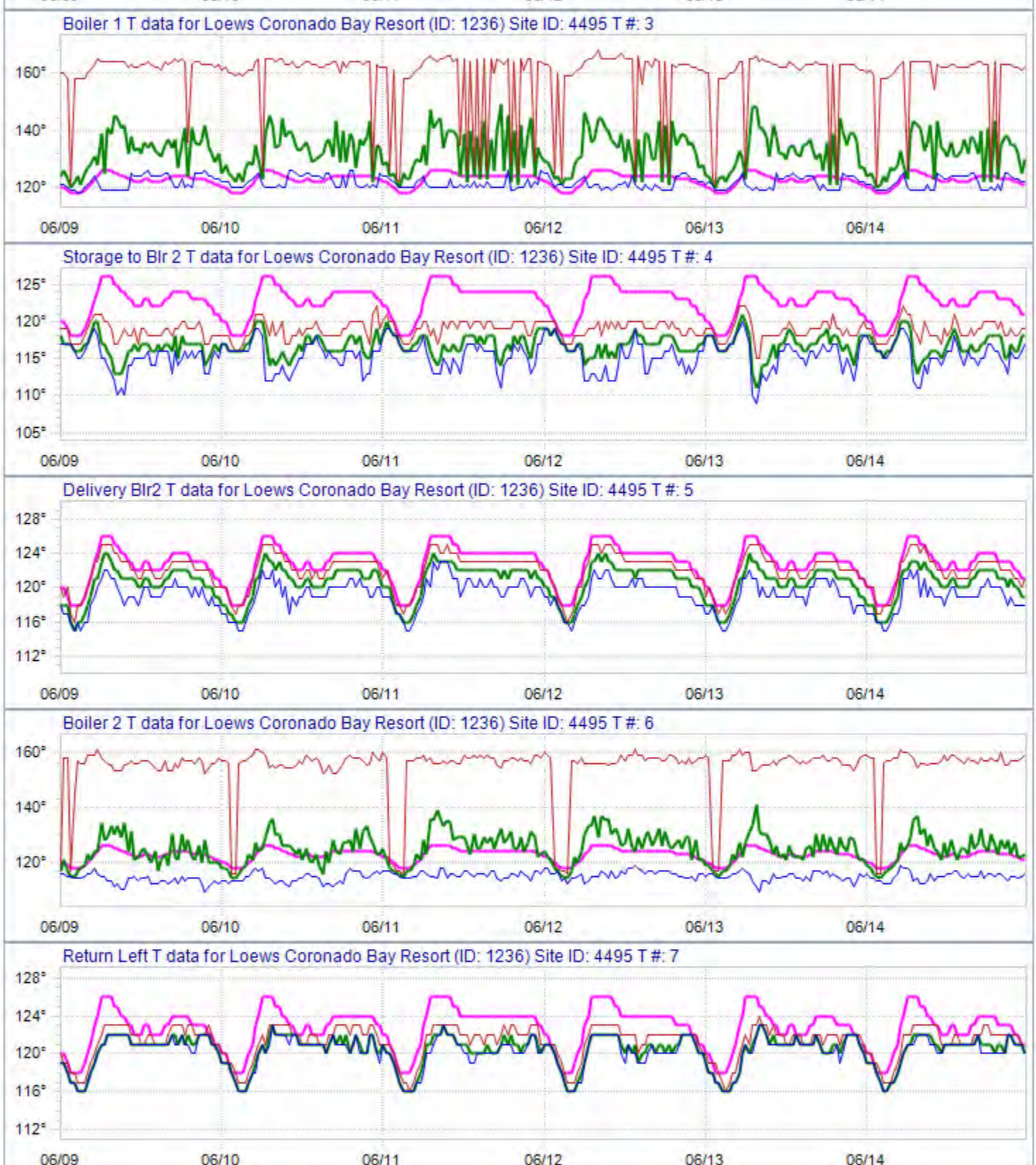


Controlled Operation



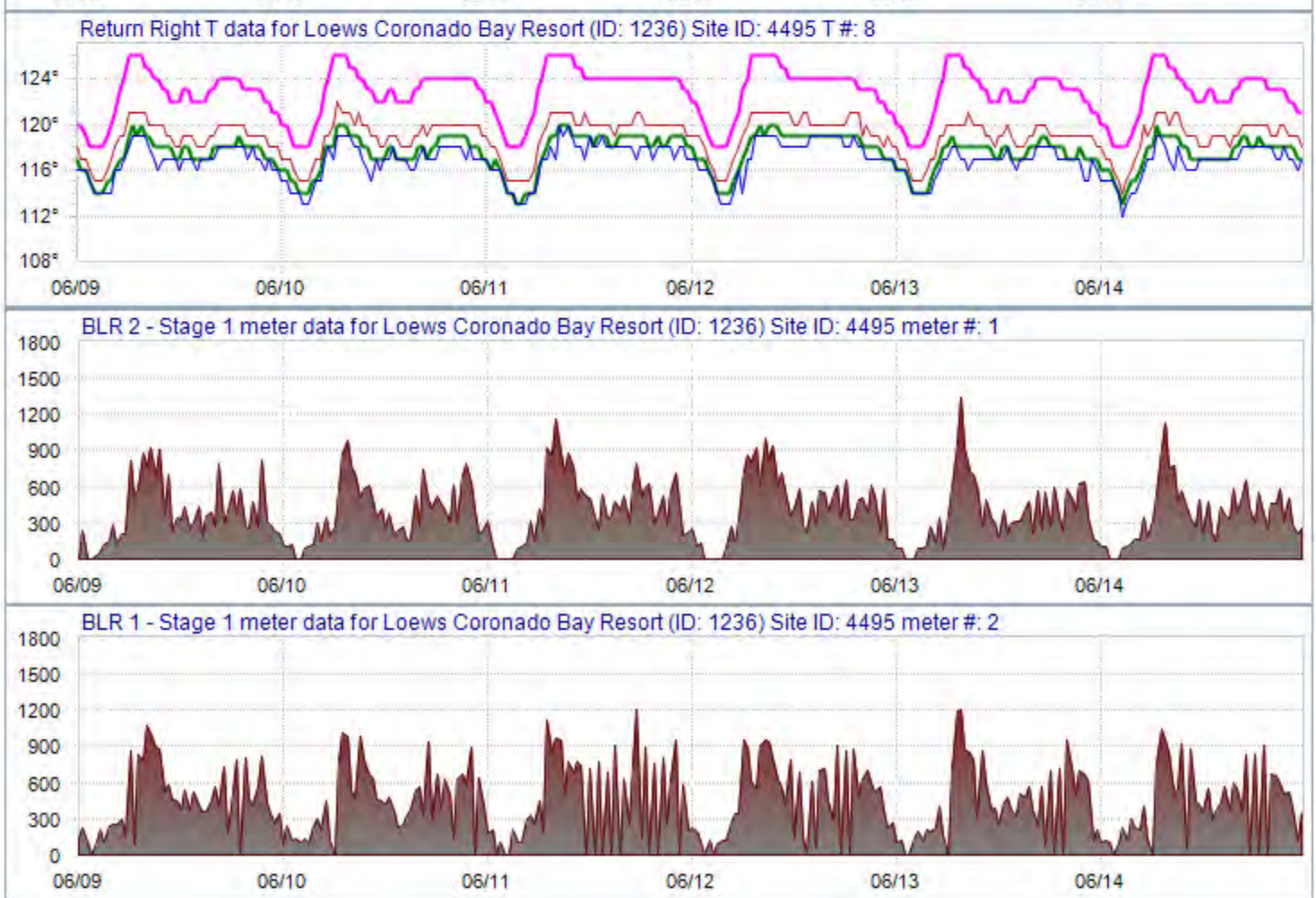
EDC/SaveGas Property Commissioning Report

Report Creation: 7/2/2011 1:24:01 PM



EDC/SaveGas Property Commissioning Report

Report Creation: 7/2/2011 1:24:01 PM



Coronado Bay Resort Savings Analysis

Loews Loews Coronado Bay Resort (ID: 12 4495 - 1 - 1 (TS2) Delivery B

BLR 2 - Stage 1 BLR 1 - Stage 1

Test:A Period:1 Date Start:06/09/2007 Date End:06/14/2007 Type:Base Week Tuner:JP

Test:B Period:2 Date Start:06/09/2011 Date End:06/14/2011 Type:Control Week Tuner:JP

utility cost of gas: 0.7684 cost of gas used for analysis: 0.7684 nameplate burn ratio: 1.0

Manuf	Device Name	Name Plate BTUs	Adj Therms Per Hr	Hrs Day DS1	Hrs Day DS2	Therms Day DS1	Therms Day DS2	Therms Saved Mth	% Saved	Therms Saved Yr	Dollars Saved Mth	Dollars Saved Yr
Other	BLR 2 - Stage 1	1400000	14.00	7.23	5.22	101.21	73.10	844	27.8 %	10,263	\$648.15	\$7,885.77
Other	BLR 1 - Stage 1	1400000	14.00	7.54	5.83	105.61	81.60	720	22.7 %	8,764	\$553.48	\$6,733.99
						Total	206.82	154.70	25.2 %	19,027	1,201.63	14,619.76

Delivery Blr1 T data for Loews Coronado Bay Resort (ID: 1236) Site ID: 4495 T #: 2

135°